



EM-1000 ♦ Cone 06 Lead Free Glazes



EM-1146
Cool White (O)



EM-1002
Alabaster White (O)



EM-1130
Clear



EM-1050
Super Clear



EM-1053
Matte Clear (SO)



EM-1101
Vanilla (O)



EM-1100
Eggshell (O)



EM-1019
Nude (O)



EM-1104
Creamy Peach (O)



EM-1103
Peach Blush (O)



EM-1105
Pink Blush (O)



EM-1106
Cloud Pink (O)



EM-1113
Marigold (O)



EM-1004
Golden Aspen (SO)



EM-1033
Kitchen Yellow (O)



EM-1021
Sunburst (O)



EM-1114
Foam Green (O)



EM-1154
Morning Green (O)



EM-1136
Edgewater (O)



EM-1134
Sage (O)



EM-1011
Frog's Pond Blue (SO)



EM-1009
Spring Green (O)



EM-1027
Apple Green (O)



EM-1010
Elfin Green (O)



EM-1115
Jade Green (O)



EM-1022
Azure Green (O)



EM-1155
Sherwood (O)



EM-1132
Hunter Green (O)



EM-1149
Peacock (O)



EM-1116
Blue Teal (O)



EM-1145
Aqua (O)



EM-1119
Turquoise (O)



EM-1118
Silver Blue (O)



EM-1117
Wedgewood (O)



EM-1013
Fairy Blue (O)



EM-1014
Dutch Blue (O)



EM-1150
Tile Blue (O)



EM-1163
Persian Blue (O)



EM-1023
Danish Blue (O)



EM-1133
Navy Blue (O)



EM-1151
Teal Blue (O)



EM-1156
French Lavender (SO)



EM-1162
Grape (O)



EM-1147
Purple (O)



EM-1109
Violet (O)



EM-1108
Maroon (O)



EM-1110
Soft Maroon (O)



EM-1107
Sienna (O)



EM-1158
Sequoia (O)



EM-1111
Ginger Snap (O)



EM-1112
Honey (O)



EM-1024
Maple Sugar (O)



EM-1157
Colorado (O)



EM-1159
Rootbeer (O)



EM-1160
Derby Brown (O)



EM-1015
Fudge Brown (O)



EM-1102
Taupe (O)



EM-1152
River Rock (O)



EM-1148
Silver Gray (O)



EM-1161
Blue Gray (O)



EM-1153
Medium Gray (O)



EM-1135
Charcoal (O)



EM-1131
Black Gloss (O)



EM-1007
Black Patent (O)



EM-1140
Black Satin (O)



EM-1143
Marigold Satin (O)



EM-1137
Cheddar Satin (O)



EM-1144
Peach Satin (O)



EM-1141
Teal Satin (O)



EM-1139
Maroon Satin (O)



EM-1138
Cobalt Satin (O)



EM-1142
White Satin (O)

Test fire all glazes in your kiln and your firing environment before using in production. Photographic reproductions differ from actual colors.



EM-8000 \diamond Cone 06 Lead Free Underglazes



Although these colors represent a Cone 06 firing, many of them also can be fired with dynamic results up to Cone 10. Be sure to test fire to assure desired results.



EM-8054
Cool White



EM-8020
Marble White



EM-8017
Winter Flesh



EM-8018
Summer Flesh



EM-8027
Butterscotch



EM-8015
Pale Yellow



EM-8001
Sunflower Yellow



EM-8002
Golden Yellow



EM-8062
Marigold



EM-8063
Honey



EM-8005
Pale Rose



EM-8021
Cotton Candy



EM-8022
Pink Lady



EM-8029
Lilac



EM-8058
Rosebud



EM-8006
Deep Maroon



EM-8030
Rose



EM-8034
Crimson



EM-8046
Wild Plum



EM-8013
Lavender



EM-8066
Violet



EM-8060
Grape



EM-8026
Lake Blue



EM-8065
Periwinkle



EM-8059
Persian Blue



EM-8052
Navy Blue



EM-8009
Teal Blue



EM-8045
Lapis Blue



EM-8011
Apache Blue



EM-8024
Powder Blue



EM-8050
Sky Blue



EM-8071
Robin Egg



EM-8068
Agean



EM-8067
Azure



EM-8053
Turquoise



EM-8047
Sea Foam



EM-8049
Pastel Mint



EM-8048
Green



EM-8031
Deep Aqua



EM-8076
Forest



EM-8007
Blue Green



EM-8077
Everglade



EM-8008
Cypress Green



EM-8073
Spring Grass



EM-8032
Rustic Green



EM-8012
Light Green



EM-8070
Lime



EM-8028
Sprout Green



EM-8051
Apricot



EM-8043
Pueblo



EM-8041
Santa Fe



EM-8016
Adobe



EM-8056
Brick



EM-8057
Bryce Canyon



EM-8044
Burnt Peach



EM-8003
Rust



EM-8064
Burnt Orange



EM-8078
Chestnut



EM-8025
Chocolate



EM-8004
Walnut Brown



EM-8072
Coffee



EM-8061
Koala



EM-8069
Taupe



EM-8023
Tropical Flesh



EM-8019
Squirrel Gray



EM-8075
Ice



EM-8074
Elephant Gray



EM-8038
Pewter Gray



EM-8055
Charcoal



EM-8039
Grotto Gray



EM-8040
Chimney Gray



EM-8010
Black

(M) - Matte

(T) - Transparent

(O) - Opaque

(SO) - Semi-Opaque



Specialty Art Glazes ♦ Cone 06 Lead Free



Moonscape

Gloss/Matte
Break-up



EM-1200
Sweet Dreams (MT)



EM-1201
Mauve Ice (MT)



EM-1202
Root Beer Float (MT)



EM-1203
Raspberry Flow (MT)



EM-1204
Carnation Cream (MT)



EM-1205
Peaches 'N Cream (MT)



EM-1206
Cool Blue (MT)



EM-1207
Deep Lavender (MT)



EM-1208
Frosty Navy (MT)



EM-1209
Obsidian Ice (MT)



EM-1210
Frosty Gray (MT)



EM-1211
Turquoise Ice (MT)



EM-1212
Wintergreen (MT)



EM-1213
Delta Cream (MT)

Matte



EM-1220
Butterscotch (M)



EM-1221
Desert Rust (M)



EM-1222
Pea Green (M)



EM-1223
Lime Drops (M)



EM-1224
California Dreaming-M



EM-1225
Pacific Swirl (M)



EM-1226
Baltic Tundra (M)



EM-1227
Cracklin' Rose (M)



EM-1228
Rain Forest Green (M)

Artificial Salt



EM-1240
Hawaiian Crater (M)



EM-1241
Twilight Crater (M)



EM-1242
Moss Green & Sand (M)



EM-1243
Tea Dust (M)



EM-1244
Blue-Brown Lava (M)



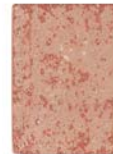
EM-1245
Light Cream (M)



EM-1246
Dark Ultramarine (M)



EM-1247
Volcanic Ochre (M)



EM-1248
Carnation (M)



EM-1249
Mint-Blue Lava (M)

Cuerda Seca



EM-1260
Cat's Cream (MO)



EM-1261
Sea Foam (MO)



EM-1262
Peach Fizz (MO)



EM-1263
Peach Blossum (MO)



EM-1264
Old Mauve (MO)



EM-1265
Coastal Fog (MO)



EM-1266
Toasty Oatmeal (MO)



EM-1267
Gray Yellow (MO)



EM-1268
Lava Smoke (MO)



EM-1269
Murky Lavender (MO)



EM-1270
Nocturnal Dust (MO)




EM-1271
Blue Tiger Eye (MO)



EM-1272
Celadon & Gray (MO)



EM-1273
Aztec Jade (MO)



EM-1274
Blueberry Satin (MO)

*This glaze is the base for the group of glazes with which it is displayed. To expand on our palette, add your choice of stains or oxides to the base. The possibilities are unlimited. Test fire all glazes in your kiln and your firing environment before using in production. Photographic reproductions differ from actual colors. Results and effects vary with thickness of application.



Creatable Colors



Cone 06 Glaze, Underglaze & Majolica Especially for Bisque

- Create thousands of brilliant shades and hues from the Primary Palette of Creatable Colors.
- Use as an underglaze under Creatable Colors' clear gloss or clear matte.
- Apply as a stand-alone glaze for a bright and brilliant finish.
- Brush over Creatable Colors majolica base for the look of the Renaissance!

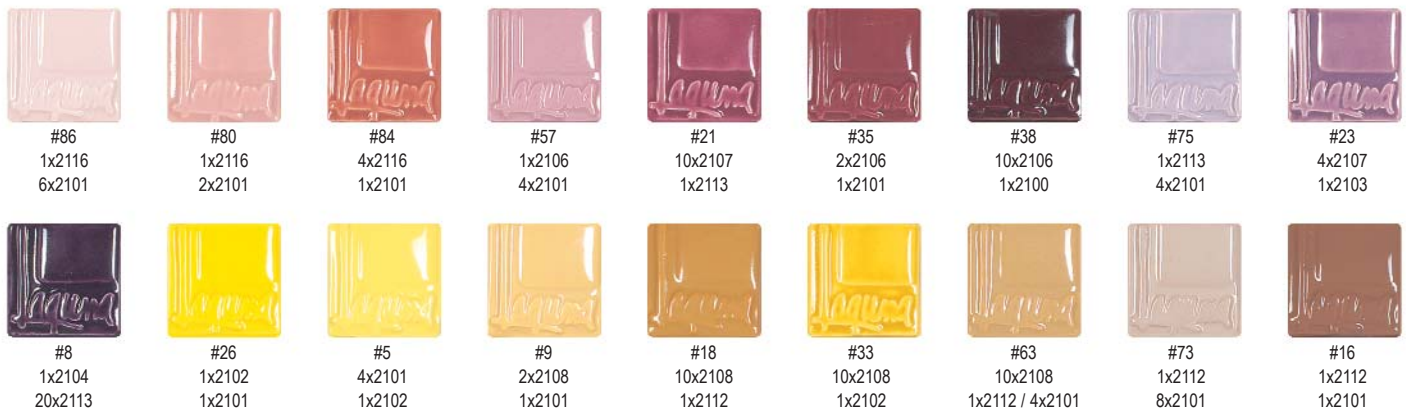
Creatable Colors Primary Palette


Formulated to be brushed on bisque.



Creatable Colors Sampler

The Creatable Colors glaze system has been designed to allow you, the artist, to use either the primary palette colors directly from the jar, or to mix, in varying amounts, two or more of the primary palette colors to achieve a virtually unlimited number of brilliant bold hues, pastel shades and everything in between. The colors in this sampler illustrate only a few of the possibilities. Under each tile is the "formula" used to create the color of that tile. For example: 2 x 2107 / 3 x 2111 indicates 2 parts of EM-2107 and 3 parts of EM-2111 were mixed together to achieve the color illustrated. Whether you use a tablespoon, a measuring cup or a scale, the ratios provided will work equally as well. Use your imagination and creativity; your ceramic masterpiece awaits!





Creatable Colors Clear and Majolica Sampler

Tiles #1-#4 below illustrate effects achieved by brushing one or two coats of a Creatable Color over the unfired majolica base. The colors, when fired, melt into and fuse with the base to provide a colorful but soft effect.



Porcelain Slips



Laguna Fine Porcelain Slips are ideal for dolls and other high-end porcelain applications. These liquid slips are carefully screened and ferro filtered for exceptional purity. The three white variations are semi-translucent.

